



GS Scheda Tecnica

GS EFB110 - GS EFB Stop Start

Prestazione

Tensione	12V
Capacità (20 ore)	75Ah
Corrente di spunto A (EN1)	730A

Dimensioni

Lunghezza	317mm
Profondità	175mm
Altezza	175mm

Pesi e Misure

Peso medio con acido	20.4kg
----------------------	--------



Caratteristiche del Monoblocco

Tipo di monoblocco	LB4 DIN EFB
Fissaggi alla base	B3
Indicatore dello stato di carica	✓
Maniglie	✓
Circuito di sfiato	✓
Tipo di coperchio	Doppio Coperchio SMF

Tecnologia

Pastiglia antideflagrante	✓
Tecnologia	Ca/Ca
Separatore	PE
Test antiribaltamento VDA	✓
Vibrazioni	V3 (60Hz/6g/20hr)
Corrente di carica raccomandata	4A
Performance Marking	W4-C2-V3-M2

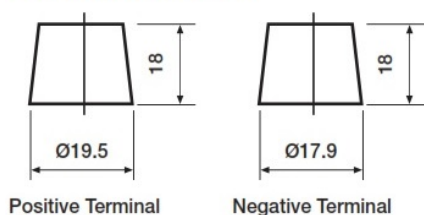
Tipologia dei terminali

Schema di Collegamento

Fissaggio batteria

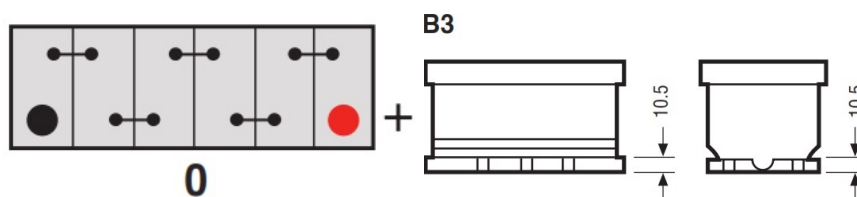
T1

Standard DIN Post



Positive Terminal

Negative Terminal



Scheda tecnica prodotta su E&OE



GS Technical Data Sheet

GS EFB110 - GS EFB Stop Start

Performance

Voltage	12V
Capacity (20-hour)	75Ah
Cold Cranking Amps (EN1)	730A

Dimensions

Length	317mm
Width	175mm
Height	175mm

Weights & Measures

Mean Weight with Acid	20.4kg
-----------------------	--------



Container Features

Case Type	LB4 DIN EFB
Hold Down	B3
State of Charge Indicator	✓
Handles	✓
End Venting	✓
Lid Type	SMF Double Lid

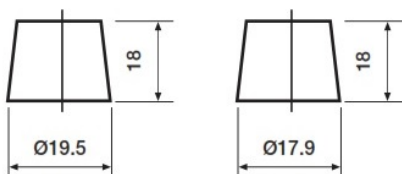
Technology

Flame Arrestor Technology	✓
Separator	Ca/Ca
VDA Roll Over Test	PE
Vibration	✓
Recommended Charge Rate	V3 (60Hz/6g/20hr)
Performance Marking	4A
	W4-C2-V3-M2

Terminal Type

T1

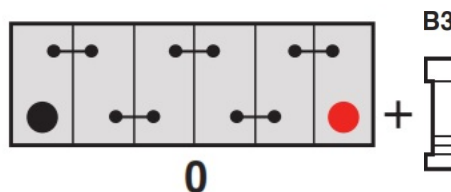
Standard DIN Post



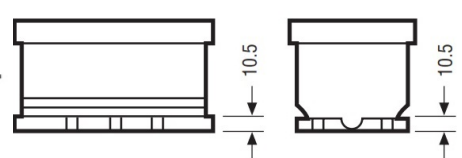
Positive Terminal

Negative Terminal

Cell Assembly Layout



Battery Hold-down



Data Sheet generated on 18/10/2024 - E&OE